



Zhen/Jiu

Patient: Example-1

Age:41

Data: 08-04-2011 19:20

Nosology:

Skin diseases - Pyoderma and furunculosis, exacerbation

Recipe:

Zhen prescription (acupuncture, acupressure, tsubo/seed therapy, application of plates and/or adjusters, electropuncture, magnetic therapy, use of electromagnetic fields and/or radiation)

Follow the prescription: 28.03.2016

1st day - 28.03.2016

RP-10 (SP-10)+V-40 (BL-40)+V-43 (BL-43)+VG-14 (GV-14)+MC-4 (P-4)+GI-4 (LI-4)

2nd day - 29.03.2016

VB-37 (GB-37)+V-64 (BL-64)+V-58 (BL-58)+MC-7 (P-7)+IG-8 (SI-8)

3rd day - 30.03.2016

VB-24 (GB-24)+V-19 (BL-19)+VC-17 (CV-17)+V-14 (BL-14)

4th day - 31.03.2016

VB-24 (GB-24)+VC-14 (CV-14)+V-19 (BL-19)+V-15 (BL-15)+R-6 (KI-6)

1st day - Eliminates the toxins from the blood, reduces fever, improves immunity. Additionally use 2-3 points above and below the lesion of pyoderma or boil, along the nearest channel

2nd day - Improves the condition with a glance to the meridional and biorhythmic aspects of energy.

3rd day - Harmonizes the energy according to individual constitution.

4th day - Harmonizes the energy according to the Shu-Mo therapy rules

The optimal duration of a Zhen session is 40 - 90 minutes. Duration of needling is recommended to be according to the "while BAP holds the needle" phenomenon, massage of each point lasts maximum for 5 minutes, tsubo/seed therapy and application impact - from 1 hour to one day. The instrumental exposure should be corrected according to the instructions of each particular device.

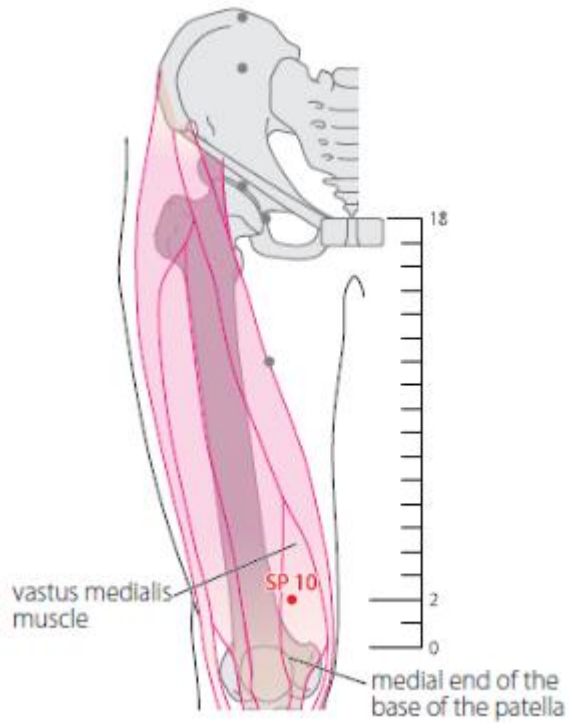
Have a pleasant treatment with VedaPulse! <http://www.vedapulse.com/>



1st day - 28.03.2016

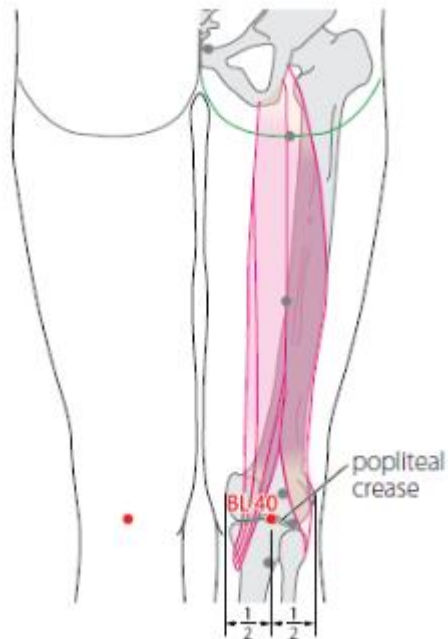
RP-10 (SP-10) Xue-Hai - The sea of blood

Location: On the front inner side of the thigh, 2 CUN above the level of the patella. Segment L3.



V-40 (BL-40) Wei-Zhong - Supporting middle

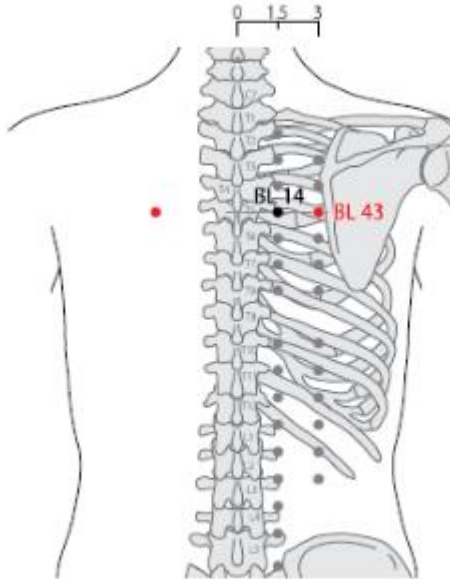
Location: In the centre of the popliteal crease. Segment S3.





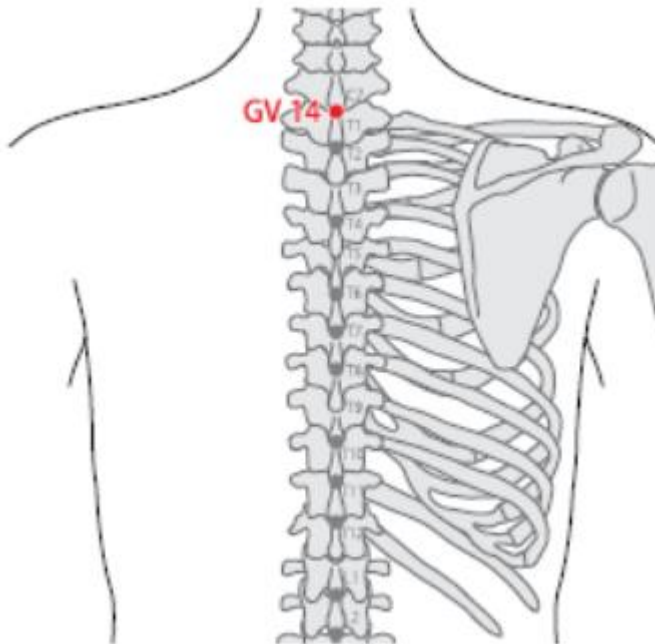
V-43 (BL-43) Gao-Huang - the Drive of life energy

Location: 3 CUN outwards from Th4-Th5, the outer line of the Bladder, in line with Shu-point of the back of the Pericardium. Search sitting, a hand is moved to the opposite shoulder to take aside the blade. Segment Th4.



VG-14 (DU-14) Ta-Zhui - Large vertebra

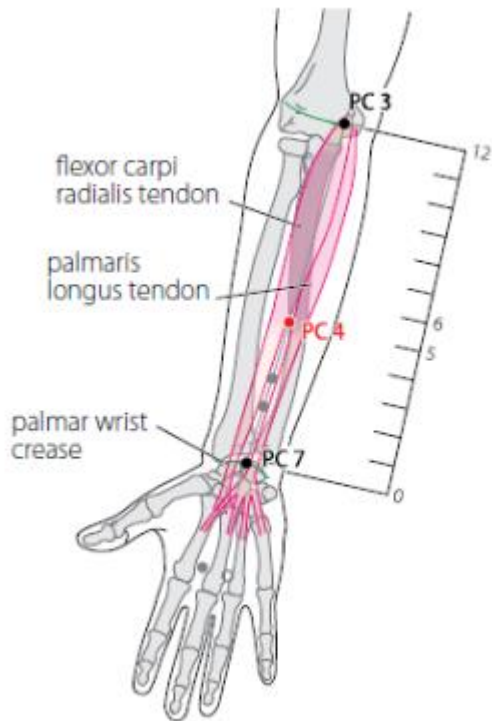
Location: Between the spinous processes CVII-Th1. Segment C8.





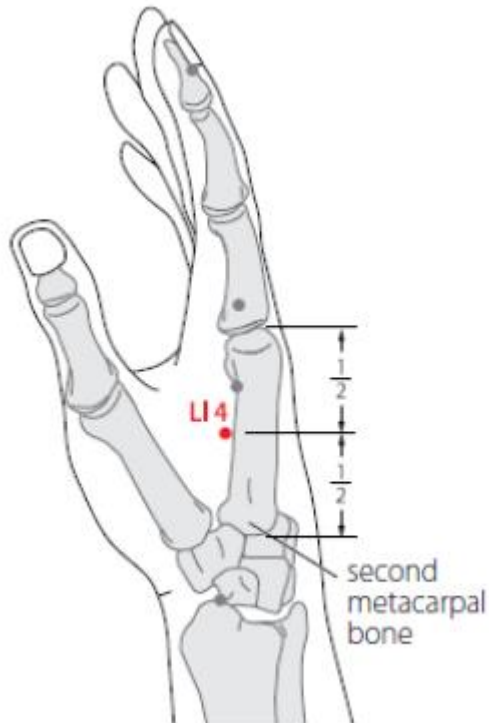
MC-4 (P-4) Xi-men - Output for dispersion, the Door in the cleft

Location: In the middle of the forearm between his bones, 5 CUN above the wrist crease on the palm-median line. Segments C6- Th1.



GI-4 (LI-4) He-Gu - Closed valley

Location: On the back of the hand in the corner formed by the proximal ends of the I and II metacarpal bones, in the hole closer to the second metacarpal bone when placed aside the thumb. Segments C6-C7.

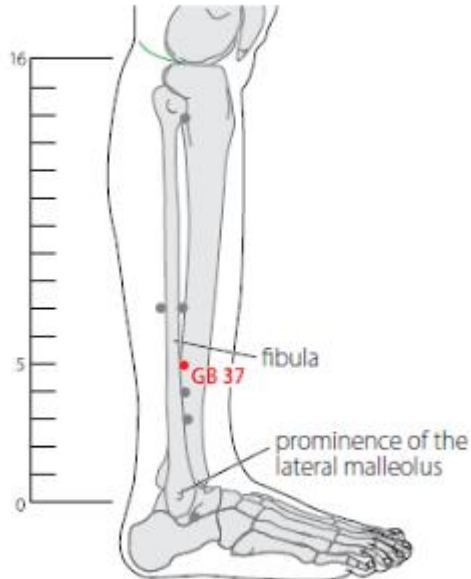




2nd day - 29.03.2016

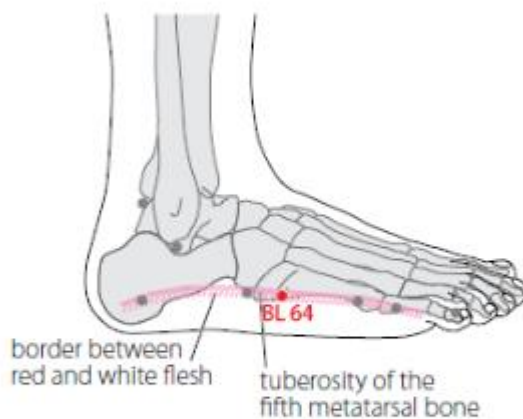
VB-37 (GB-37) Guang-Ming - Improved vision, a Bright light Shining

Location: 5 CUN above the center of the lateral malleolus, the leading edge of the fibula. Segment S1.



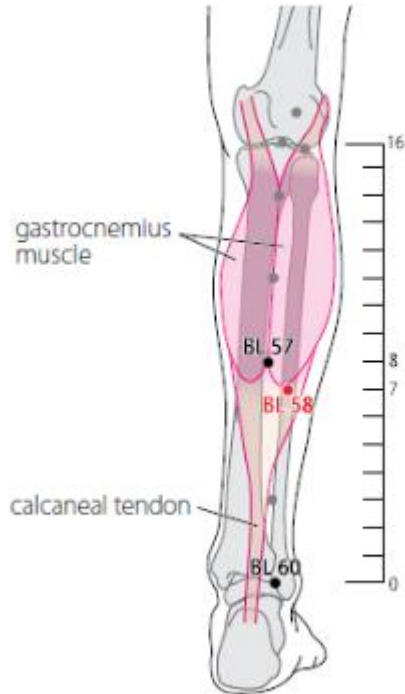
V-64 (BL-64) Jing-Gu - Basic bone

Location: Anteriorly from the base of the V metatarsal bone in the cavity, in the place of the transition of dorsal surface into the plantar surface of the foot. Segment S1.



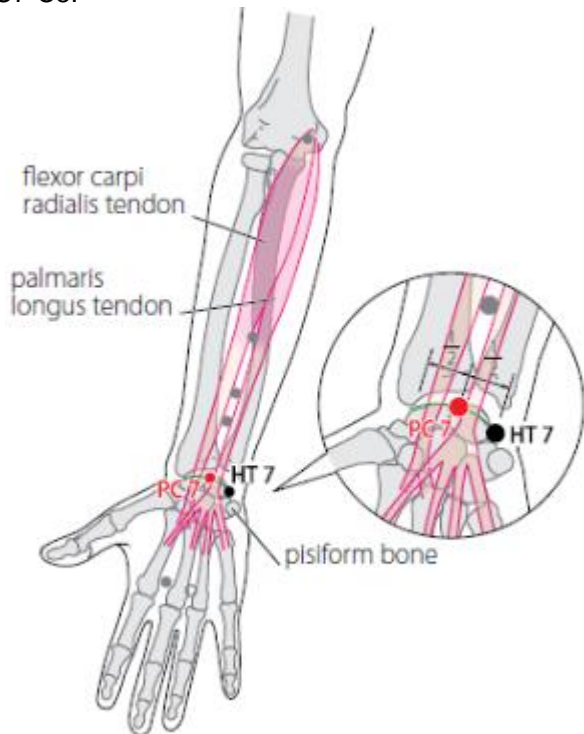
V-58 (BL-58) Fay-Yang - Rapid transfer of Yang energy

Location: On the V60 point line, 7 CUN above the center of the lateral malleolus. Segment S2.



MC-7 (P-7) Ta-Ling - Big hill

Location: At the base of thenar, in the middle of the proximal folds at the level of C7 and P9. Segments C7-C8.





IG-8 (SI-8) Xiao-Hai - Sea Of The Small Intestine

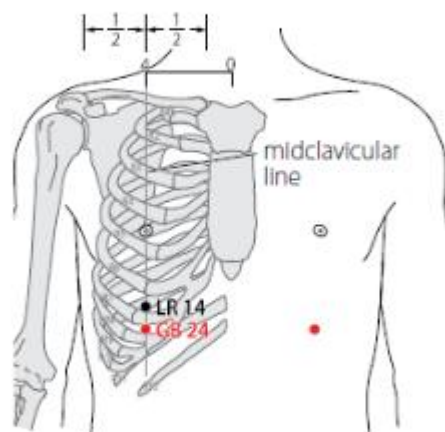
Location: In the ulnar groove between the elbow bone and internal admises of the humerus, in the middle, with a maximum bent in the elbow, where by palpation an ache appears during stimulation of the ulnar nerve.



3rd day - 30.03.2016

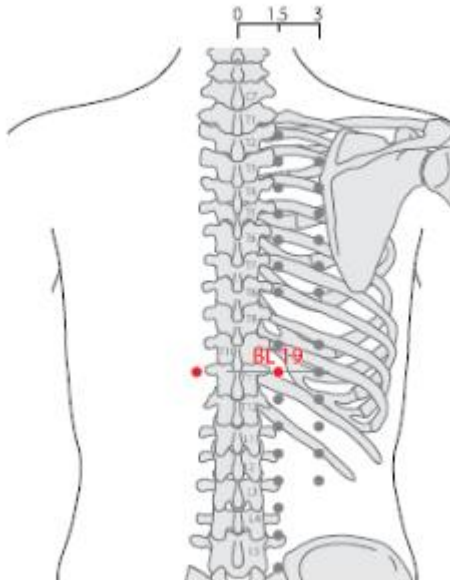
VB-24 (GB-24) Ri-Yue - Day-moon, the Sun and the moon

Location: In the seventh intercostal space on liners line. Segment Th7- Th8.



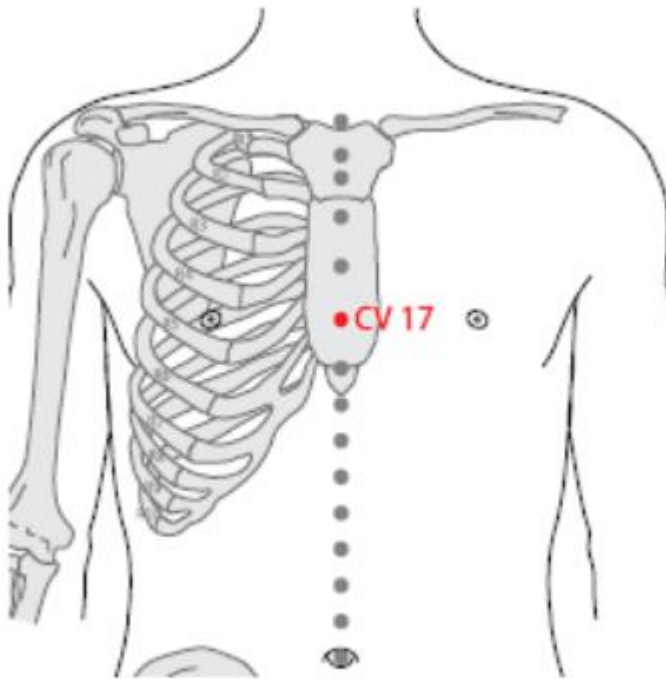


V-19 (BL-19) Dan-Shu - Shu point of the back of the Gallbladder, the Point of agreement of the Gallbladder
Location: 1.5 CUN lateral to the Th10-Th11 space.



VC-17 (REN-17) Tan-Zhong - Middle of the chest

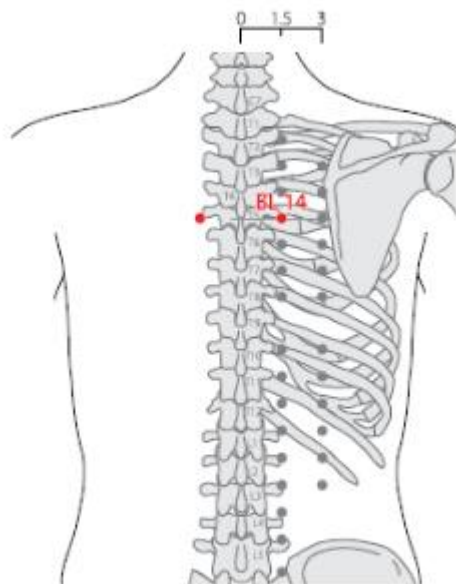
Location: At the level of the fourth intercostal space along the mid-line of the chest. Segment Th4.





V-14 (BL-14) The Jue-Yin-Shu - Shu point of the back end Yin, the Point of agreement of the Pericardium

Location: 1.8 CUN outwards from Th4-Th5. Segment Th4.

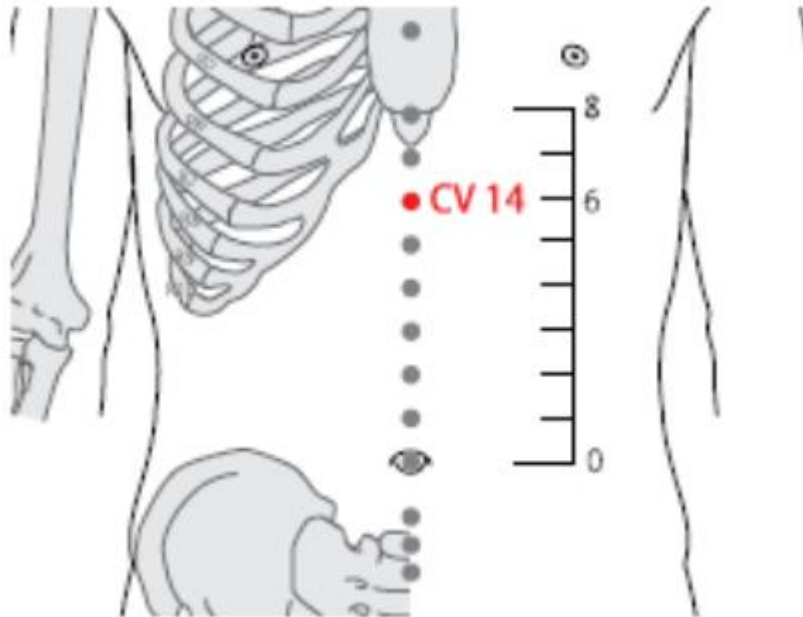


4th day - 31.03.2016

VB-24 (GB-24) Ri-Yue - Day-moon, the Sun and the moon - described above...

VC-14 (REN-14) Ju Que - The border of force, the Grand Palace

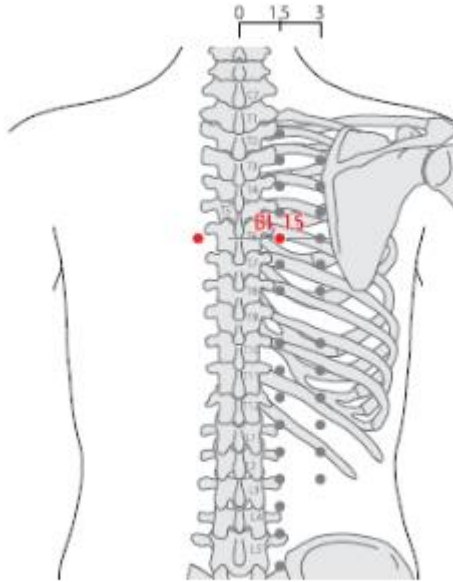
Location: 1.5 CUN below the xiphoid process of the sternum. Segment Th5.





V-19 (BL-19) Dan-Shu - Shu point of the back of the Gallbladder, the Point of agreement of the Gallbladder - described above...

V-15 (BL-15) Xin-Shu - Shu point of the back of the heart, the Point of agreement of the Heart
Location: 1.5 CUN outwards from the Th5-Th6 space. Segment Th5.



R-6 (KI-6) Zhao-Hai - Sparkling lake of energy, Shining sea
Location: 1 CUN below the lower edge of the medial malleolus. Segment L4.





vedapulse.com
mail@vedapulse.com

VedapulseTM
Pulse Analysis Device

Have a pleasant treatment with VedaPulse! <http://www.vedapulse.com/>